

# Southgate Medallion Tribute

February 2020  
Volume 39, Issue 2

## Thank you to our Educators

January was an extremely cold month. We would like to thank all the “brave” educators who came out to participate in the Agency’s VISION 2020 workshop. It was a nice opportunity to meet all the Educators and share our vision for the upcoming year. Together we are going to make Southgate Medallion Day Homes great for Families and Educators.



**Core Training:  
Sessions are  
repeated every 6  
months**

## Educator of the Year Award



Congratulations to Nery on winning the HiMAMA Educator of the year award.

Nery was nominated by her families in her dayhome. She had 227 votes during the nomination process.

Let all give Nery our heartfelt congratulations.

Program Planning	Feb 12
Standards	Feb 26
Documentation	Mar 11
Location:	7:00 -
3058—106 Street	9:00PM

Accreditation standards link:

<https://www.alberta.ca/alberta-child-care-accreditation.aspx>

Flight framework:

<https://flightframework.ca/downloads/Flight%20Framework%20Document%20F.pdf>

## Welcome New Educators

We are excited to welcome our new Educators

Sangeda in Orchards

Tayyba in Windemere

Intisar in Sweet Grass

## Reminder of the Attendance Records– Email

Please email your completed attendance records to your consultant once the last child has left on

**Friday February 28**

Please ensure **all information is complete, accurate, and clear. Late/incomplete fees will apply**

Check out Pinterest Page:

Southgate medallion family day homes.

<https://www.pinterest.ca/93c10bd05bc7bb7f3110595647b70c/>



# Diane's Corner

Welcome to Diane's Corner. It was a pleasure to meet all the wonderful Educators at the Vision 2020 workshop. You have provided me with some very helpful feedback which I will address in the upcoming issues of Diane's Corner.

## Coronavirus

Over the past few days, we have seen a number of reports about the outbreak of the Coronavirus overseas. We are closely monitoring the news reports and the actions being taken by the World Health Organization, Canada Health Officials and Alberta Health Services.

Our Educators and Families' health and safety are our top priority at SMDH Agency. The Agency takes direction and guidance directly from Alberta Health Services as it relates to communicable diseases. At this time, we have been advised by medical experts from AHS that the overall risk to Albertans remain low.

We encourage children, families and educators to continue their handwashing and respiratory etiquette, such as covering the mouth and nose when coughing or sneezing. These simple steps can protect everyone from spreading respiratory viruses.

If you have specific concerns, I encourage you to reach out to your family physician or Health Link 811.

## Home Office Space

Our first order of business for our Educators will be creating an organized office space. It can be a cupboard, small desk or a spare room in the house. Being organized is "key" to operating a successful day home. It will save precious time in your busy day. All documents and children's files should be in this one space.

### Your office should include the following supplies:

Binders (5 Min.)	File Box	Labels	Gel Pens (5 min)	Paper clips
Stapler	Highlighters	Calendar	Pencils	Scissors
Printer/Scanner	Sheet covers	Hole Puncher	Sticky notes	Pen holder
Calculator	Receipt book			

Consultant communication book (to share ideas with your Consultant)  
Parent communication book  
Camera or technology to record pictures  
Computer/Tablet/Phone - make sure it is accessible to you but not the children.  
Laminator (optional)

## Resources

For the month of February, we are going to **create a RESOURCE BINDER**. I am asking all the **Educators to purchase/find a 3-ring binder and a pack of 5 dividers**. The categories are BUSINESS, HEALTH & SAFETY, ACCREDITATION, PROGRAMMING and CHILD DEVELOPMENT/MANAGEMENT.

**Once you have this binder ready**, your Consultant will be bringing you useful resources to fill this binder. This will help you provide or enhance your day home operation. You will be receiving resources each month for reference. If you have a suggestion for a specific resource, please inform your consultant.

The Ages and Stages Learning Activities resource will be available to Educators by March 2020.

# 2020 Accreditation Surveys

During the month of February, Educators and Families will be receiving an Accreditation survey. This survey is important and a **requirement** to the Agency in providing feedback on our progress in providing a quality child care program in the re-accreditation process. The Agency is encouraging everyone to complete this survey and return it, in the self addressed and stamped envelope by February 27, 2020. Everyone's input is greatly appreciated.

**Educators please encourage your families to complete the survey and send it in to the Agency.**

## Provider Not Available Day (PNA)

When taking a day off it will be a full day. When taking a day off write PNA on the day for Educator hours as well as the children's hours. If Educators are taking a day off inform the agency. There will only be full PNA days not half moving forward. Any questions please ask your consultant.

## Accreditation standard for review

### **1.2: Child care programs demonstrate respectful, positive interactions and communications with children.**

- a. Talk to children at a developmental level they understand.
- b. Engage in active listening with children.
- c. Value each child's right to have their feelings and belongings respected.
- d. Model respectful interactions with other adults.
- e. Guide children's behavior using a continuum of developmentally and age appropriate strategies.
- f. Communicate age-appropriate behavior expectations to children in a respectful manner.
- g. Use observation techniques to identify causes of challenging behaviors and modify the environment and supervision to promote positive behaviors.
- h. Support children in engaging in positive behaviors and expressing their feelings in socially acceptable ways.
- i. Guide children as they begin to develop problem- solving skills

## Reviewing Standards of Care

### **REVISION from the FDH Standards for STANDARDS 1—INSURANCE COVERAGE**

**All providers must have current insurance policies.**

**Standard 1A : Liability**  
**All providers must be covered by liability in the amount of not less than the \$2 Million per occurrence.**

**Standard 1B : Transportation**  
**Where the provider transports children, automobile liability insurance coverage must be obtained by the provider at a minimum \$2 million per occurrence.**

### **Standard 4B**

Furnishings and equipment are age appropriate. Toys, equipment, materials, furnishings, must be:

Sufficient variety and quantity for the number and ages of children, organized and accessible so children can make own selections. Meet federal and provincial product safety legislation and are only used as recommended by the manufacturer.

Diapering arrangements ensure:

a change table or individual change pads are provided for each child, and are diapered in a location that allows for supervision of other children


### **Standard 4C:**

The provider must ensure that children have access to outdoor play space:

If the outdoor play space is a part of the provider residence, it must be securely enclosed. (Or the provider has an Agency-approved exemption)

If the outdoor play space is not part of the provider residence, it must be within a safe and easy walking distance.

# Share Your Practice



**Tonia** set up a salt tray and wooden loose parts with paint brushes. What is being learned is sensory, seeking, wondering, curiosity, making imprints, pretend play. While little people were walking in the snow, “K” said " Salt feels



A parent enrolled at **Nafisa’s** day home donated a flash light game made of construction paper, permanent marker, and Ziploc bags. The parents and children in the day home were playing “I SPY” (find Objects) using FLASH LIGHT made by parent from construction paper.

# Sharing Your Practice




**Generosa** and the children in her dayhome decided since it's too cold to play outside, children and I decided to bring snow inside. We added blue paint to create a snowy sky effect. Other loose parts include pine cones, snowflakes cut outs, blue gems, empty fruit cups. One child said "I liked recycling this all the time" while using a measuring cups of and with big and small spoons.

Children are **participating** because many of the day home children are engaging in the activity.

Extensions include adding salt to see the effect of melting, freezing different colored ice cubes to change or mix the color, adding funnels to creating a dripping effect.





# Flow Char



## Gross Motor

- Ball toss
- Tag
- Kite Flying

## Art and Craft

- Make bean bags to toss

## Math

- Counting the pieces of a train track

## Song and Finger Play


- Jonny Hammer's we want Hammers
- Following the leader
- Let's Go Fly a Kite

## Trajectory

- Dynamic horizontal

## Science

- Blowing bubbles in the cold and heat
- Scales and which items weigh the same



## Language and Literacy

- Room on the Broom
- Watch me Throw a Ball



## Dramatic Play

- Going on a train ride
- Laying down bricks

## Multicultural

- Russian stacking dolls

## Special Events

- Wet sponge target practice
- LRT Ride

## Sensory

- Driving cars through the playdough
- Tree cookie roads

### References

<https://www.onehundredtoys.com/blogs/news/understanding-schema-play-in-toddlers>